TSXV : **JUN.A**

JUNO INTERNATIONAL CORPORATION

The Premier *Public* Gateway to *Ontario's Ring of Fire*

INVESTOR PRESENTATION
NOVEMBER 2026

Disclaimer

Legal Disclaimer
This presentation of Juno International Corporation ("Juno International" or the "Company") is for information only and shall not constitute an offer to buy, sell, issue or subscriber for, or the solicitation of an offer to buy, sell, issue or subscribe for any securities of the Company or of any affiliated or associated companies, or in any jurisdiction in which such offer, solicitation or sale would be unlawful. The information contained herein is subject to change without notice and is based on publicly available information, internally developed data and other sources. Where any opinion or belief is expressed in this presentation, it is based on the assumptions and limitations mentioned herein and is an expression of present opinion or belief only. No warranties or representations can be made as to the origin, validity, accuracy, completeness, currency or reliability of the information. The Company disclaims and excludes all liability (to the extent permitted by law) for losses, claims, damages, demands, costs and expenses of whatever nature arising in any way out of or in connection with the information in this presentation, its accuracy, completeness or by reason of reliance by any person on any of it. This presentation should not be construed as legal, financial or tax advice to any individual, as each individual's circumstances are different. Readers should consult with their own professional advisors regarding their particular circumstances. There are certain risks inherent in an investment in the securities of the Company that prospective investors should carefully consider before investing in the securities of the Company.

Forward Looking Information
This presentation of Juno International contains "forward-looking information" within the meaning of applicable Canadian securities legislation and "forward-looking statements" within the meaning of applicable United States securities legislation, together, "forward-looking statements". Such forward-looking statements contain known and unknown risks, uncertainties, and other factors that may cause our actual results, performance, or achievements, or developments within our industry, to differ materially from the anticipated results, performance, or achievements expressed or implied by such forward-looking statements. Forward-looking statements are statements that are not historical facts and are generally, but not always, identified by the words "expects", "aims", "plans", "anticipates", "believes", "intends", "estimates", "projects", "potential", and similar expressions, or that conditions "will", "would", "may", "could", or "should" occur. Forward-looking statements included in this presentation include, but are not limited to: (i) projected performance of the Company, including statements with respect to the Company's share price, the share price and value of its investment portfolio and other financial metrics related thereto; (ii) statements with respect to each Juno International share representing a Juno Corp. share; (iii) the expected financial results of its investment portfolio companies; and (iv) execution of the Company's vision and growth strategy, including with respect to any future activity. There can be no assurance that such statements will prove to be accurate. Actual results and future events may differ materially from those anticipated in such statements and readers are cautioned not to place undue reliance on these forward-looking statements that speak only as of their respective dates. Important factors that could cause actual results to differ materially from the Company's expectations could include among others: risks related to fluctuations in market price (including each Juno International share representing a Juno Corp. share and their respective price and rights attached thereto (readers should note that any such statement does not account for the relative values of such shares and the fact that Juno Corp. is not a wholly-owned subsidiary of Juno International), prices of raw material used by the Company's investment companies and mineral prices; the possibility that results will not fulfill expectations and realize the perceived potential of the investments in question; political uncertainty; uncertainties in the estimation of any potential future exploration success at the Company's mineral related investments; the possibility that required permits may not be obtained in a timely manner or at all; the possibility that capital and other costs may be higher than estimated and may preclude or render future exploration and development uneconomic; risk of accidents, equipment breakdowns or labour disputes or other unanticipated difficulties or interruptions; the possibility of cost overruns or other unanticipated expenses; the risk of environmental contamination or damage resulting from the Company's operations; risks associated with title to properties; risk associated with the health pandemics; and other risks and uncertainties discussed elsewhere in the Company's documents made publicly available from time to time and available on SEDAR+. These statements are based on a number of assumptions; including assumptions regarding general market conditions, the availability of financing for proposed transactions and programs on reasonable terms, and the ability of outside service providers to deliver services in a satisfactory and timely manner. Forward-looking statements are based on the beliefs, estimates, and opinions of the Company's management on the date the statements are made. Except as expressly required by applicable securities laws the Company undertakes no obligation to update these forward-looking statements in the event that managements beliefs, estimates, opinions or other factors, should change.

Non-IFRS Measures
Juno International uses certain non-International Financial Reporting Standards (IFRS) performance measures in this presentation. These performance measures have no meaning under IFRS and, therefore, amounts presented may not be comparable to similar data presented by other mining companies. The data is intended to provide additional information and should not be considered in isolation or as a substitute for measures of performance prepared in accordance with IFRS.

Public Data
This presentation also contains or references certain industry data which is based upon information from independent industry publications, market research, analyst reports and surveys and other publicly available sources. Although the Company believes these sources to be generally reliable, such information is subject to interpretation and cannot be verified with complete certainty due to limits on the availability and reliability of raw data, the voluntary nature of the data gathering process and other inherent limitations and uncertainties. The Company has not independently verified any of the data from third party sources referred to in this presentation and accordingly, the accuracy and completeness of such data is not guaranteed.

Scientific and Technical Information
The scientific and technical content of this presentation has been reviewed and approved by Randy Salo, P. Geo. (PGO #1265), a "qualified person" as defined by National Instrument 43-101 – *Standards of Disclosure for Mineral Projects*. Mr. Salo has verified the data disclosed in this presentation and no limitations were imposed on his verification process.

Availability
This presentation is made available on the Company's website for general information purposes and may be amended, updated or replaced from time to time without notice. It does not constitute investment, legal or tax advice. This version supersedes and replaces any and all versions of this presentation previously made available.

Juno International *at a Glance*

Juno International offers investors direct exposure to **Ontario's Ring of Fire** through its strategic stake in **Juno Corp.** — the **district's dominant claimholder**.

Total Assets
$182M[1]

YE2025 (Audited): $156M[2]
+16% from YE2025

Shares Outstanding
26.8M[1]

~1 Juno Corp. share for every 1 Juno International share outstanding

Market Cap[1]
$94M

Juno Corp. Ownership
~33%[1,4]

Valued @ $109M = ~116% of current market cap

Track Record
$5B+

Management's Proven Track Record of Value Creation

Book NAV / Share[1,3]
$5.97

At Juno Corp.'s most recent financing price (C$4.00)

JUN.A Share Price[1]
$3.50

~41% discount to book NAV/share

District-Scale Position
~5,800 km²

Largest Claimholder in Ontario's Ring of Fire

Deploying capital with a purpose to maintain and, as capital allows, increase our Juno Corp. ownership and *deepen exposure to the Ring of Fire*.

1 — Market data as at November 25, 2026 (TSXV close); shares outstanding and market cap on an accounting basis per the Q3 2026 MD&A (net of 236,600 NCIB shares held for cancellation); financial position as at September 30, 2026 per the Q3 2026 interim financial statements and MD&A filed November 25, 2026. | 2 — Per December 31, 2025 audited financial statements. | 3 — Book NAV per share uses IFRS book values; aviation fleet, real estate and select private investments are at cost less depreciation/impairment and may differ from fair value; Juno Corp. at its most recent financing price (C$4.00/share); excludes exploration upside. | 4 — 34.7% at September 30, 2026; 32.8% after Juno Corp.'s October 2026 private placement.

JUNO CORP

New Mineral Districts

The Ring of Fire:
Geological Treasury



Critical minerals found within the Ring of Fire



Uniquely endowed by many of the world's critical minerals

JUNO CORP

Largest Claimholder in Ontario's *Ring of Fire*

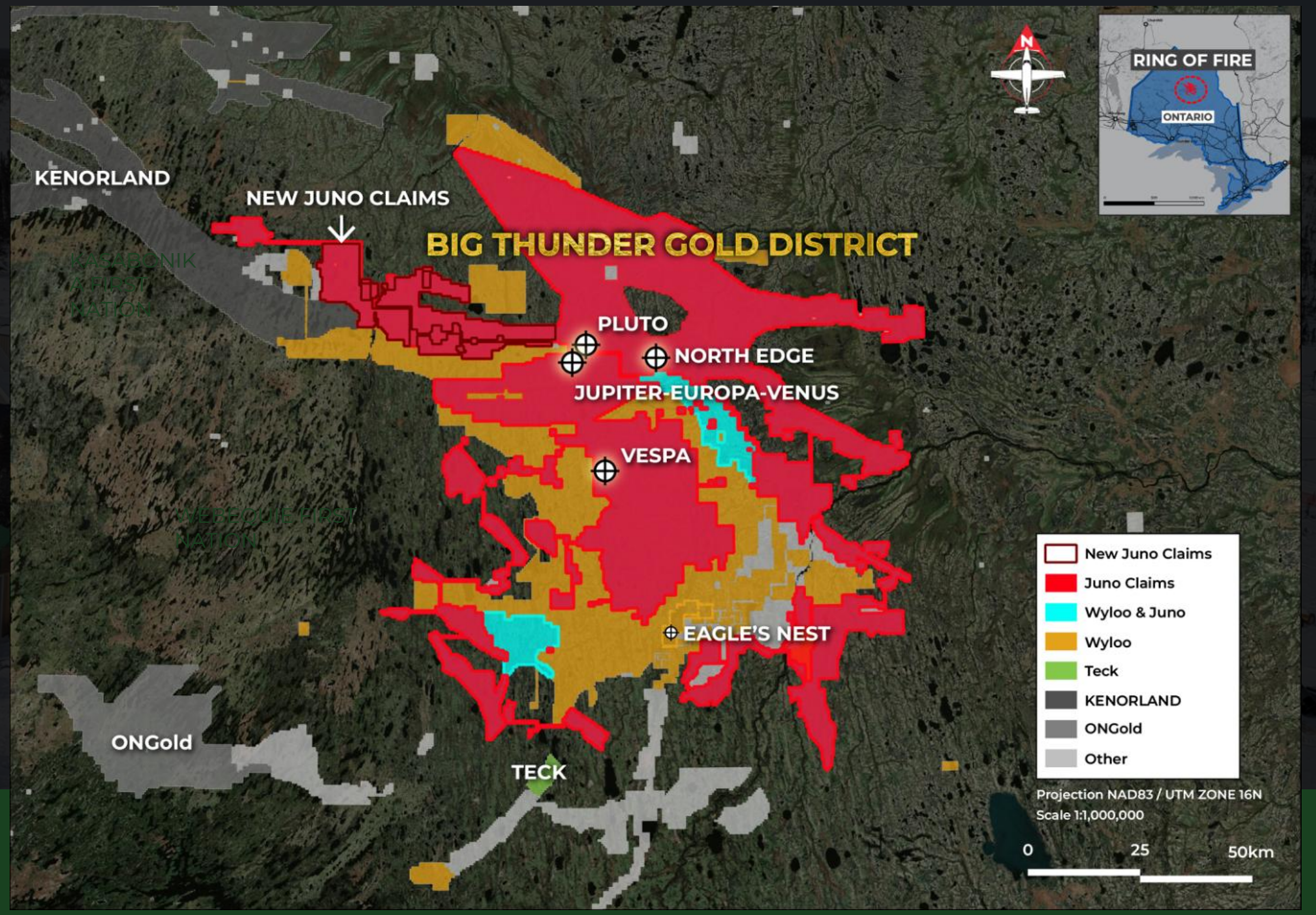

"We believe this is a *generational discovery* with Bushveld-scale potential—*right here in Canada.*"

Robert Cudney
Founder & CEO, Juno International

~5,800 km²

District Scale Position

Commanding **over 50% of Ring of Fire claims**

Gold & Critical Minerals

Strategic Portfolio

Big Thunder: high-grade gold
Vespa: high-grade critical minerals

$41.5M

Pro forma cash[1]

Sept 30 + Oct 2026 raise; funded through 2027

1 — Pro forma: September 30, 2026 cash of $16.2M plus $25.3M gross proceeds of Juno Corp.'s October 2026 private placement, before issue costs and fourth-quarter spending. Funding statements are forward-looking information.

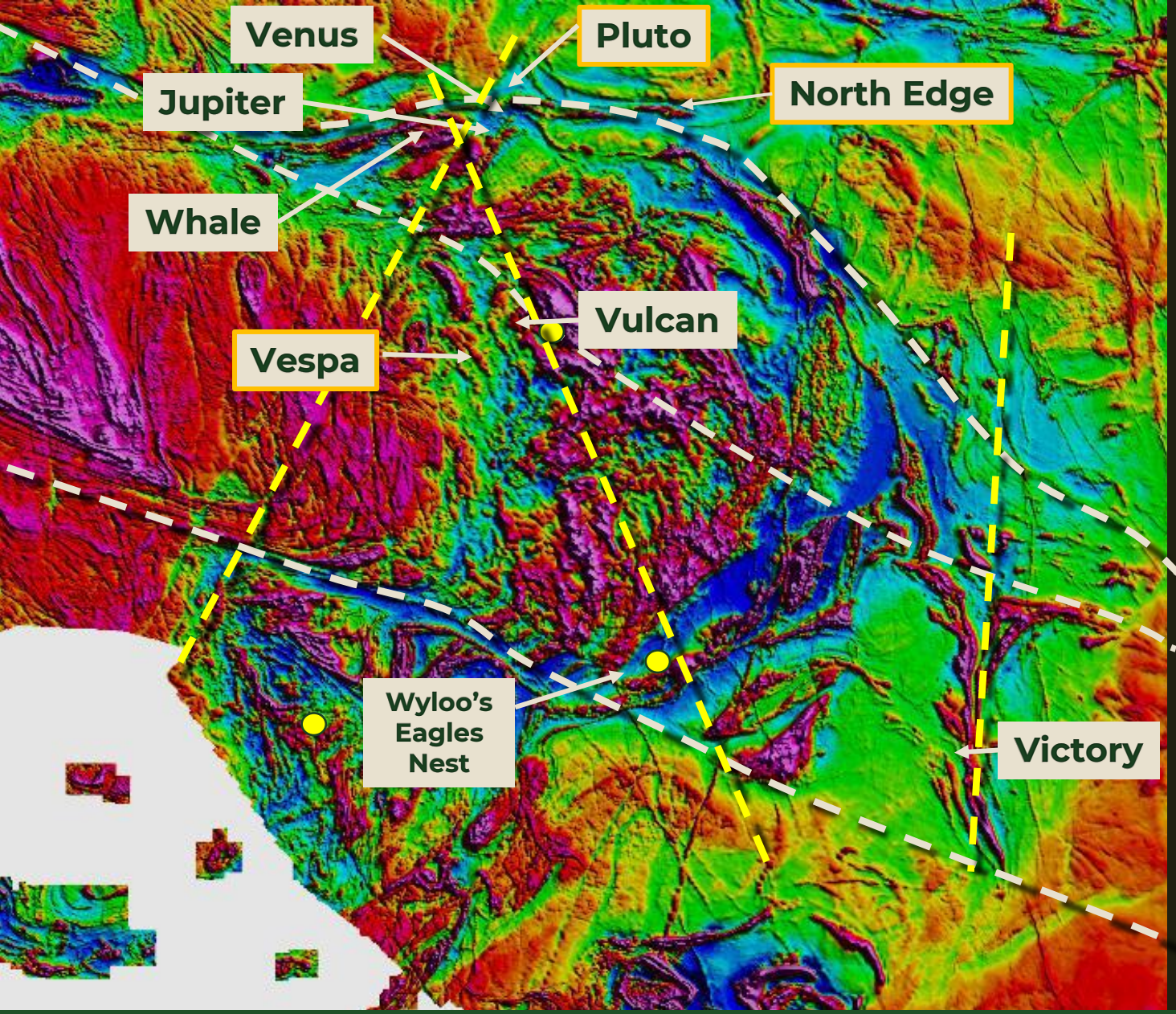

A *Unique* Opportunity

- **Unexplored until 2000's**
- Potential generational opportunity hidden under shallow 10-20m glacial sediment cover
- **4 Major crustal breaks** – conduits of mineralization
- 3 Billion years of metal making processes overlapped in one district
  - Ni-Cu-PGM, Chrome
  - V-Ti-Fe-Sc-Ga
  - Au
  - Cu-Pb-Zn-Ag
  - Diamonds
- **15 distinct critical and precious metals found… so far**

Ring of Fire Recap: ***Metal Rich & Untouched***

Ring of Fire: *Incredible Multi-Metal Target Potential*

Globally Significant Metals District
The Ring of Fire is a spectacularly **metal-endowed district**, spanning 300+ km with a spectrum of mineral deposit types.

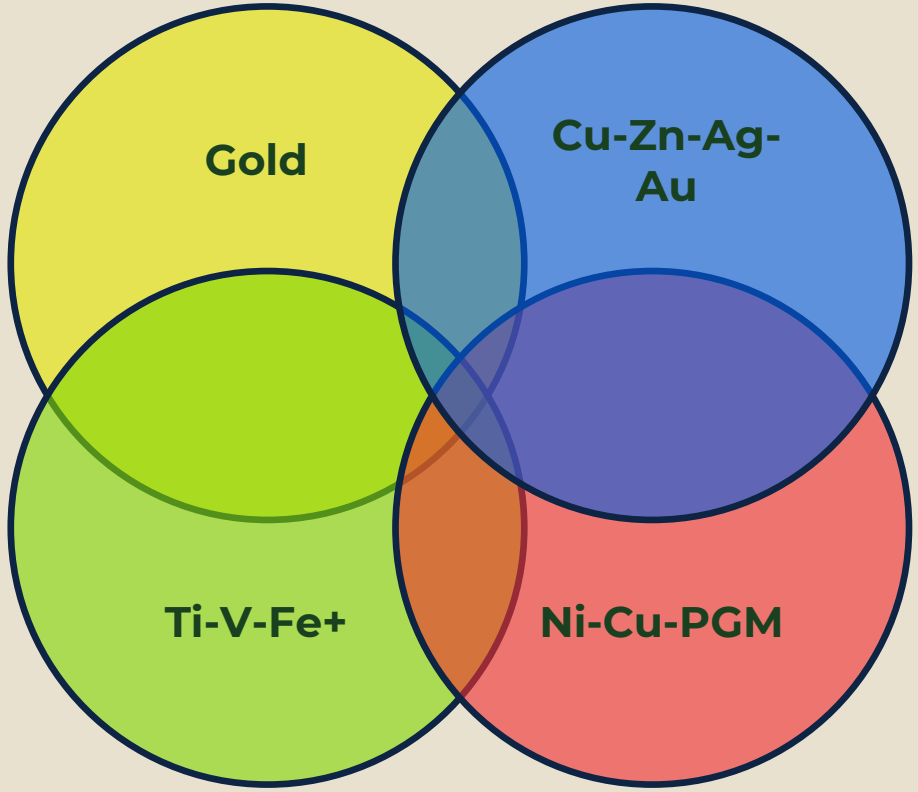

Overlapping mineralization styles in same target locations = incredible metal potential

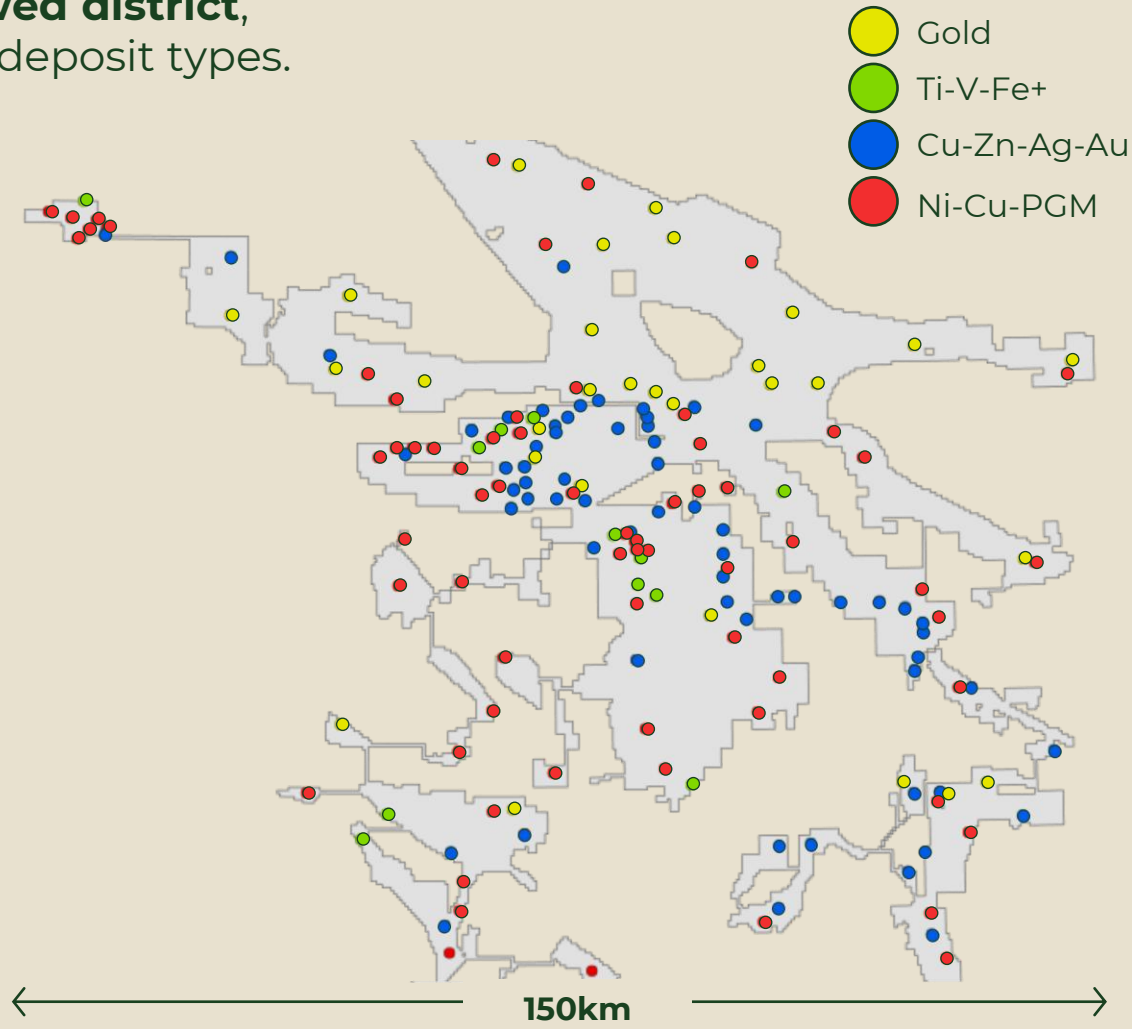

Juno Corp. Property = 5796 sq km

Bushveld

Ring of Fire Comparison

The Bushveld Complex carried South Africa's economy for over a century. The Ring of Fire has the **potential scale and metal endowment** to deliver **similar strategic value for Canada**.

Ring of Fire

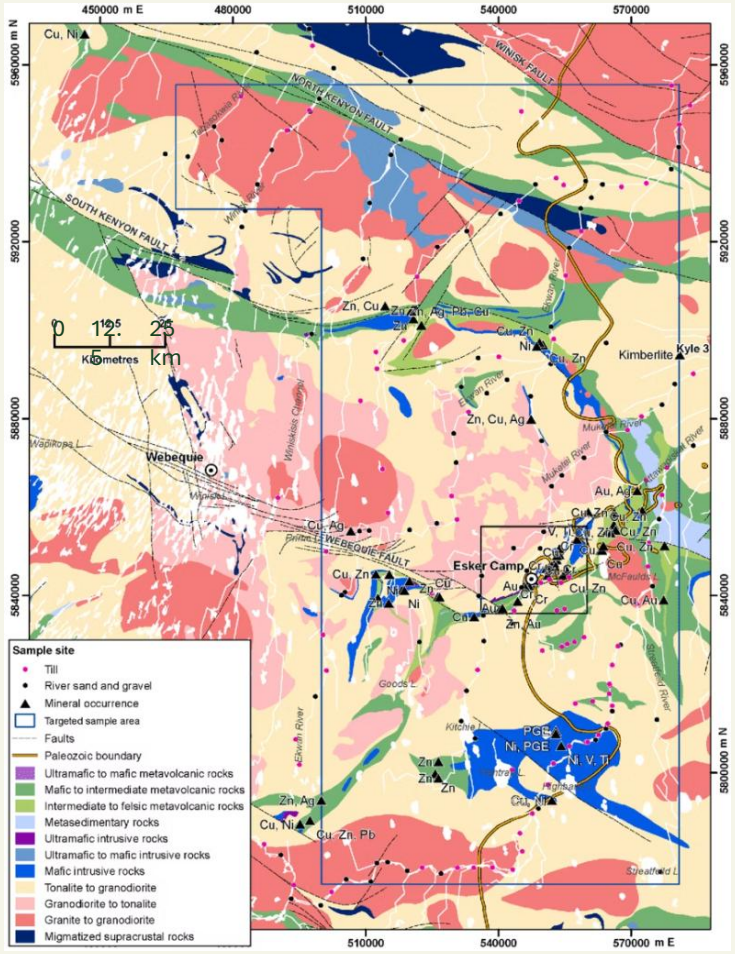

Bushveld Complex

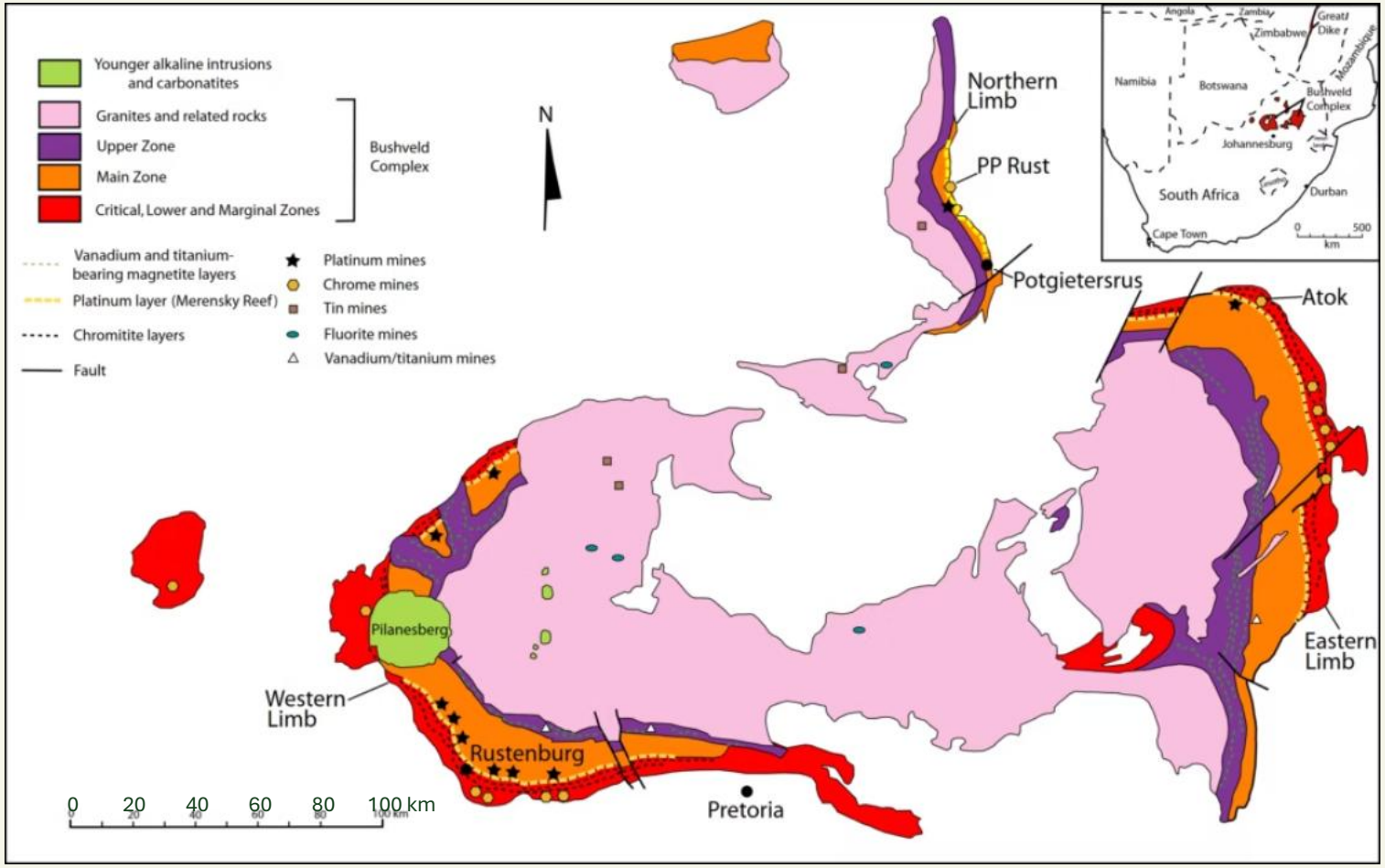

Bushveld

Ring of Fire Comparison

Metric	Bushveld Complex (South Africa)[1]	Ring of Fire (Ontario, Canada)
Land Package	~5,000 km^2	~5,800 km^2 (Juno-controlled)
Key Metals	V, Ti, Fe, PGMs, Ni, Cr, Cu, Au	V, Ti, Fe, Ni, Cr, Sc, Au, Cu, Ga, Pt, Pd, Zn, Pb, Ag
Production Lifespan	100+ years (active since 1920s)	Just beginning—multi-decade horizon
Economic Value	US$100B+ contributed to economy	Multi-billion dollar potential
Strategic Importance	Backbone of South African economy	Potential mineral powerhouse of Canada

Potential to be a *Strategic National Asset*

1 — Minerals Council South Africa – National Platinum Strategy available at https://www.mineralscouncil.org.za/
Note: Bushveld comparison is for illustrative purposes only and not necessarily indicative of the mineralization at Juno's mineral properties.

Vespa Discovery & Big Thunder Gold District

A Critical Minerals & Precious Metals Powerhouse

Multi-billion-tonne critical mineral potential combined with district-scale gold system—**two massive value drivers converging in one asset!**



Vespa Polymetallic Zone

- 10% TiO_2, 40% Fe_3O_4, 1% V_2O_5
- Exploration target: >1 billion tonnes
- Among North America's largest emerging critical-metal systems
- NEW: heavy rare earths (Nd, Pr, Dy, Tb) discovered May 2026

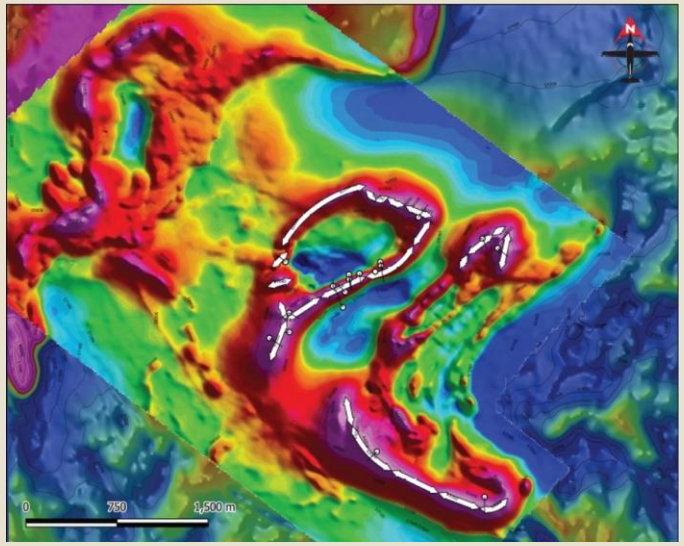

Big Thunder Gold District

- High-grade discovery hole: 3.9m @ 79gpt Au Incl. 0.6m @ 370gpt Au[1]
- District-scale multi-deposit gold potential across a 250-km structural trend
- Fast tracked development opportunity
- **GOLD DOESN'T NEED A ROAD!**

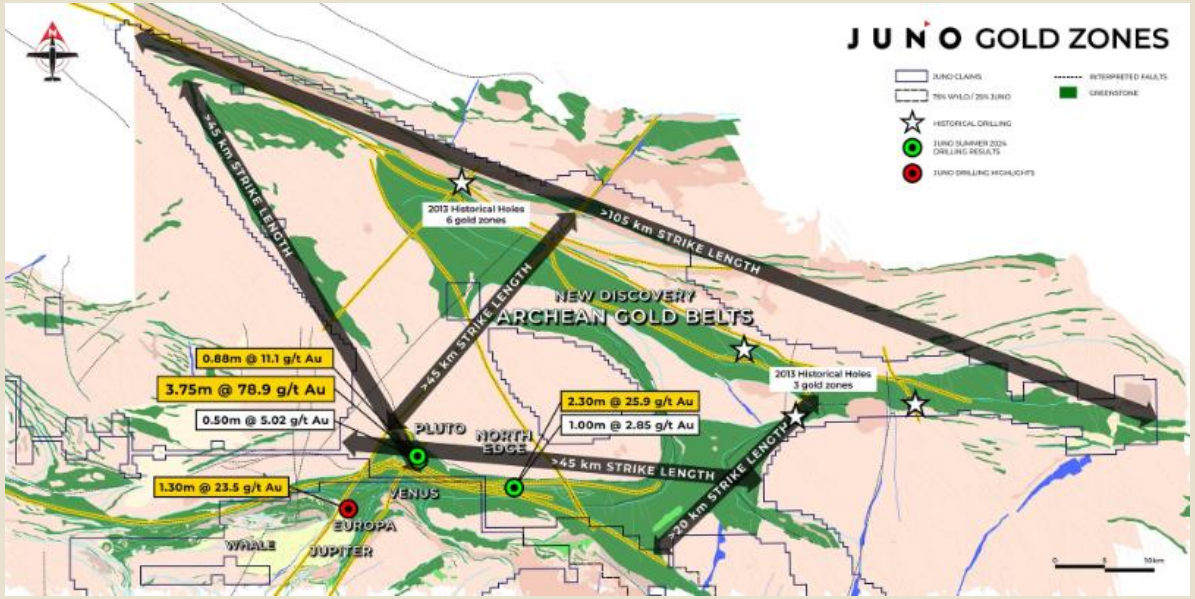

1 – See full drill results in Appendix A. Juno Corp. is at the exploration stage: no mineral resource or mineral reserve has been estimated on any of its properties and no technical report has been filed. Exploration targets are conceptual in nature.

Vespa Critical Minerals Complex

Discovered in 2024 – Generational Impact

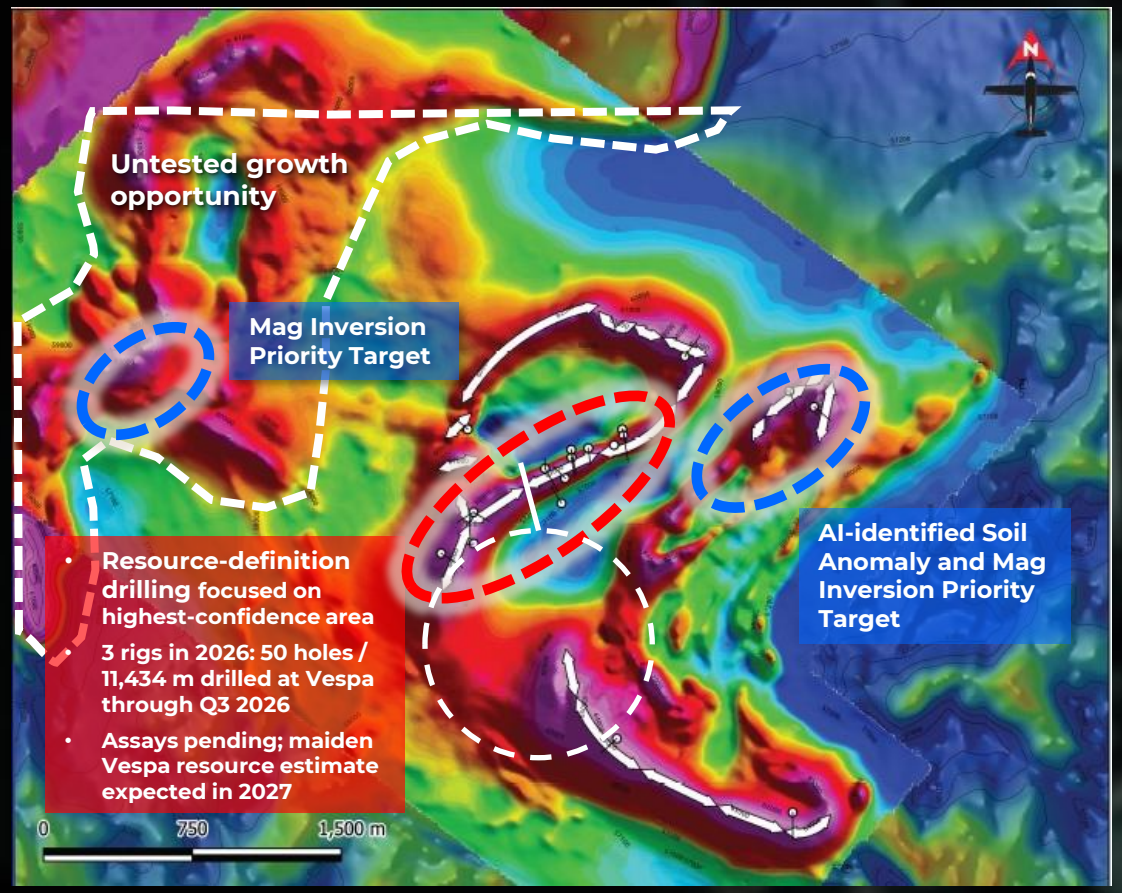

Energy & Critical Mineral Hub

PREMIUM

Energy Metals

High-purity Iron & Vanadium for batteries

STRATEGIC

Aerospace Metals

Titanium, Vanadium, Scandium & Gallium for batteries

EAF

Green Metals

High-purity Iron

- **Two Metal Products**
  - **High-grade vanadium**
    65% high-purity iron and vanadium 2%
  - **High-grade titanium**
    65% - 70% TiO_2 with scandium +75 gpt
- 9 critical minerals + heavy rare earths incl. 4 magnet metals (May 2026)
- Three deposit targets: Vespa, Saturn, Vulcan
- Bushveld Complex-style geology
- ***$10M allocated for Vespa advancement in 2026***

Total Exploration Potential: *250M to 1B tonnes*

Exploration targets are conceptual in nature; no mineral resource has been estimated on Juno Corp.'s properties, no technical report has been filed, and there is no assurance further exploration will result in a mineral resource estimate.

Aligned *Federal & Provincial* Support



Ontario Premier Doug Ford & Prime Minister/Liberal Leader Mark Carney sign deal 'aligning our approaches' to speed up big projects, including Ring of Fire (Dec. 18/25)



Ontario Energy & Mines Minister Stephen Lecce announced Ontario is accelerating the construction of a new 230km transmission line into the Ring of Fire (Jan. 28/26)

Mark Carney Canadian Prime Minister

Ring of Fire named as one of eight mining projects in Ottawa's draft list of 32 fast-tracked infrastructure projects under **Bill C-5**, as part of the new **Major Projects Office**. [1]

Doug Ford Ontario Premier

"With this **historic agreement, our two governments are working together to protect Ontario and Canada by removing the unnecessary red tape and regulatory duplication** that has stood in the way of nation-building projects for too long …
build a more competitive and self-reliant economy and help us unlock the enormous economic opportunity of the Ring of Fire.[2]

Stephen Lecce Ontario Energy & Mines Minister

"**From new roads, the transmission in the Ring of Fire**, to moving forward with North America's largest nuclear expansion, we are **open for business and we mean business**."[3]

BILL C-5

Major Projects Office Fast-Track

Ring of Fire named 1 of 8 mining projects on Ottawa's draft list of 32 nation-building projects

Historic Cooperation Agreement

(Dec 2025)

Ontario–Canada deal to remove regulatory duplication and align approvals for nation-building projects – road and transmission line

Roads & Transmission: ~$2B

Ontario accelerating a new road and transmission line (Jan/Mar 2026). Ontario $1B+ and Canada up to $1B (Oct 2026) committed to Ring of Fire roads.

Government Support

Ring of Fire Infrastructure: The Inflection Point

Government commitment unlocking a generational district

2024

2025

June 2026

~$2B

Ontario-Canada bilateral agreement to fast-track permitting and eliminate regulatory duplication

Webequie Supply Road under construction; Marten Falls road broke ground Aug 2026



Ontario committed $1B+ to Ring of Fire roads — matched in Oct 2026 by up to $1B federally over three years. Transmission line planning underway.

Proposed Ring of Fire access roads
(Ontario Government)

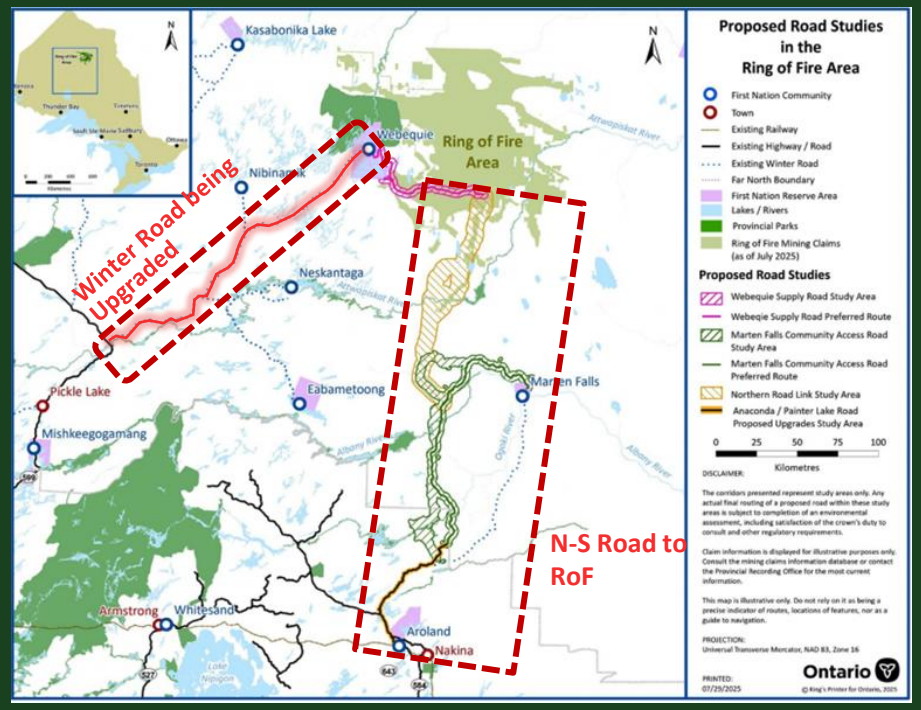

Source https://www.cbc.ca/news/canada/thunder-bay/greenstone-transmission-line-9.7065069

Big Thunder

An Emerging Gold District



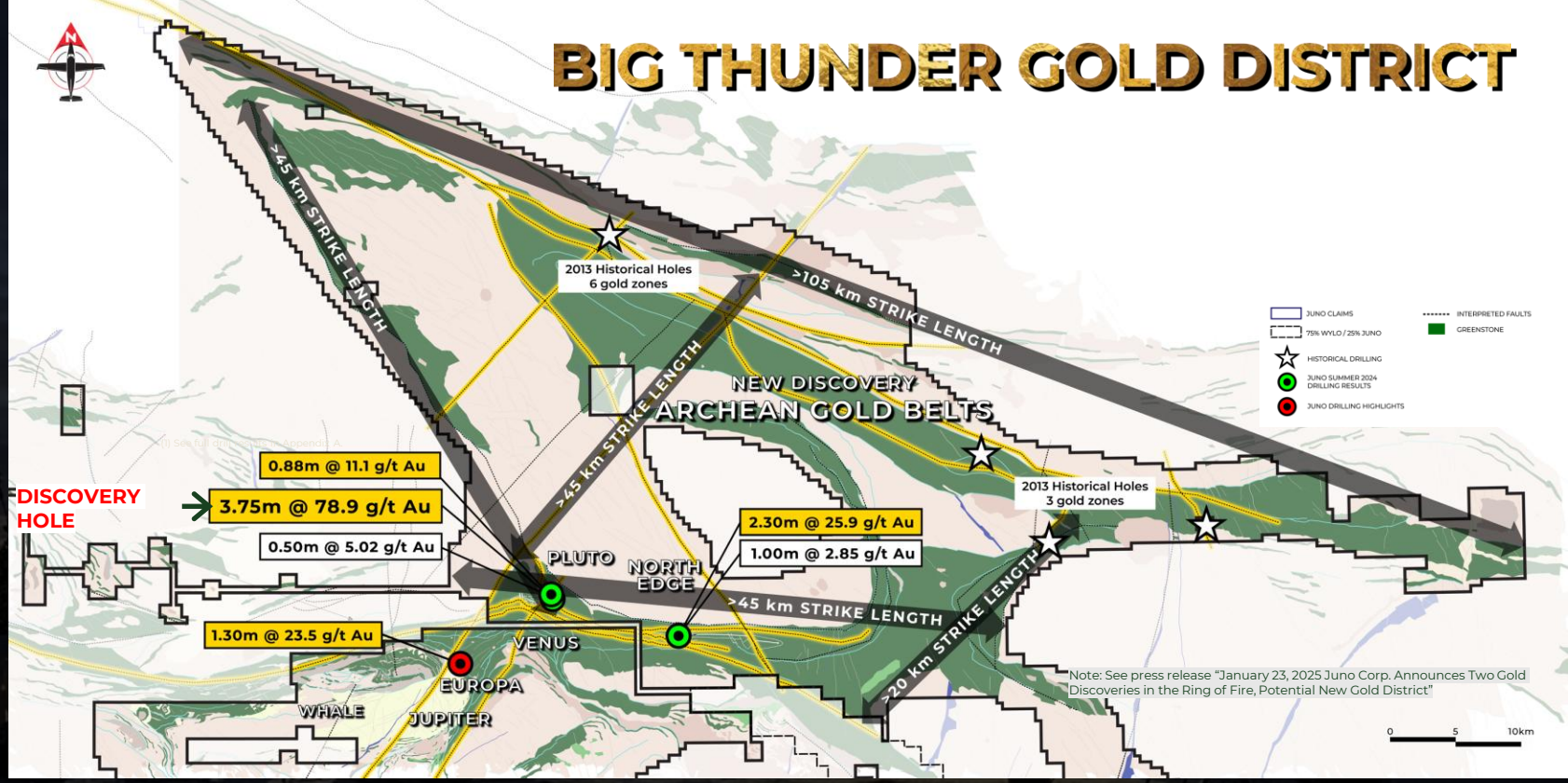

- Discovered August 2024
- First hole hit visible gold
- **High-grade visible gold across multiple structures**
- District-scale potential comparable to Abitibi Gold Belt
- Largest gold-focused drill program in Ring of Fire history underway in 2026
- ***$10M allocated for 2026 Big Thunder drilling***

Gold doesn't need a road!

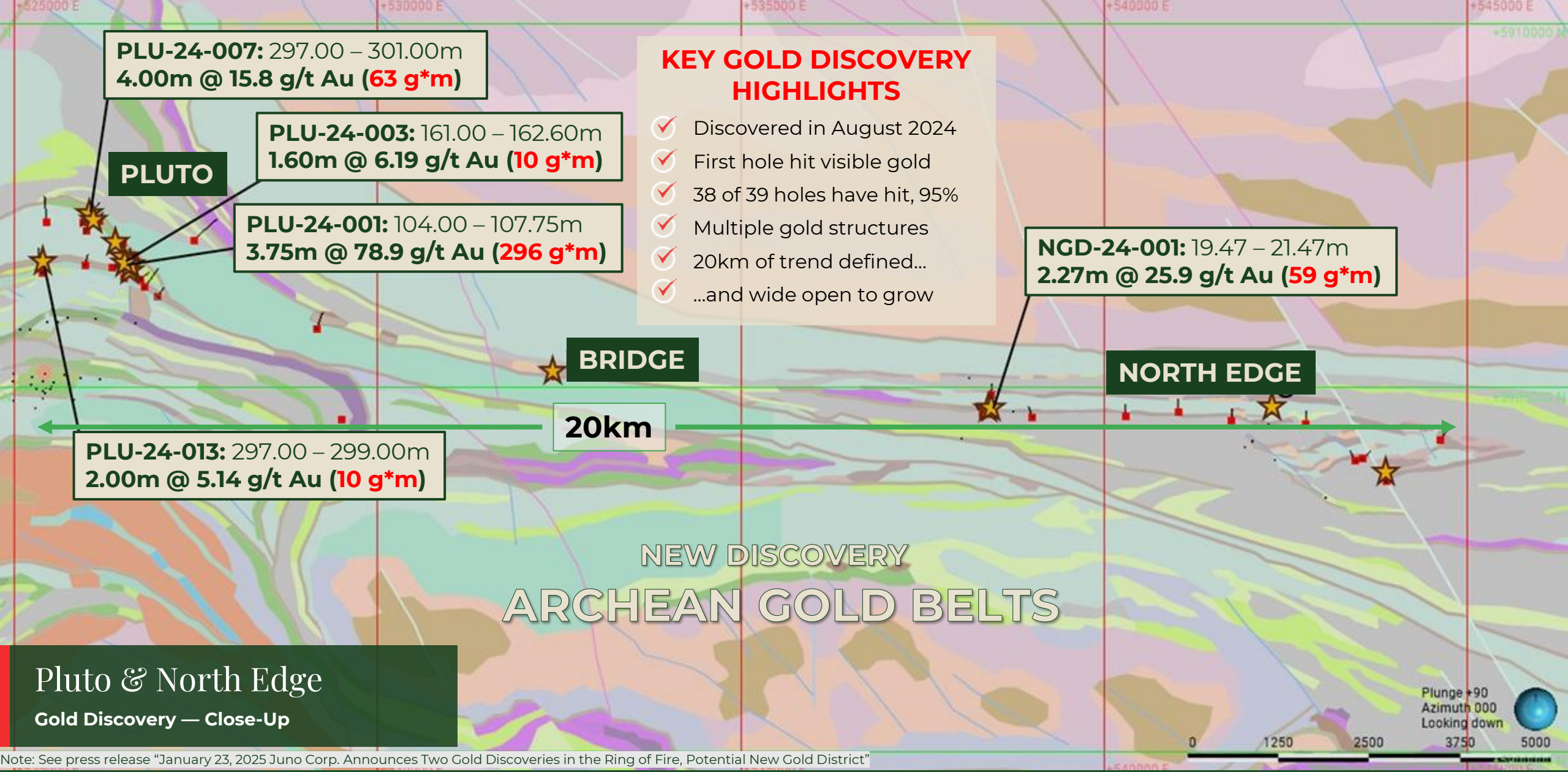

Pluto & North Edge

Gold Discovery — Close-Up

Note: See press release "January 23, 2025 Juno Corp. Announces Two Gold Discoveries in the Ring of Fire, Potential New Gold District"

Gold Discovery Area: ***Pluto & North Edge***

Near-Term Catalysts

1 Juno Corp. $25.3M Financing (NEW)

Oct 2026 placement priced common shares at $4.00 — the price at which Juno Int'l carries its stake. Ownership ~33% (34.7% at Sept 30)

2 Vespa HREE Discovery (NEW)

May 19, 2026 — Heavy Rare Earth Element discovery at Vespa: 87m continuous interval, 27% HREE (Nd, Pr, Dy, Tb)

3 Vespa Resource Drilling

50 holes / 11,434 m drilled at Vespa through Q3 2026; assays pending — maiden Vespa resource estimate now expected in 2027

4 Ring of Fire Road Construction

Webequie Supply Road STARTED June 2026 — open by Nov 2030; Marten Falls road broke ground Aug 2026 Greenstone transmission line priority (Feb 2026)

5 ~$2B Public Road Funding (NEW)

Ontario committed $1B+ to Ring of Fire roads (2025); in Oct 2026 the Government of Canada matched it with up to $1B over three years

Multiple *value drivers* converging in 2026 and into 2027

Exploration targets are conceptual in nature; no mineral resource has been estimated on Juno Corp.'s properties and no technical report has been filed.

Management & Board

Proven Track Record of Value Creation

Executive Leadership



Robert Cudney Chief Executive Officer, President & Founder

Over 40 years of mining and capital-markets leadership. Co-founded and financed multiple billion-dollar resource successes — including Gold Eagle Mines (C$1.5 B exit – 2008), FNX Mining / Quadra (C$3.5 B exit – 2012), Queenston Mining (C$550 M exit – 2012), and Guyana Goldfields (C$323 M exit – 2020). A systematic builder whose incubator model has generated C$5 B+ in realized value. Recipient of the Bill Dennis Award for the discovery of the Bruce Channel Deposit.



Michael G. Leskovec, CPA, CA Chief Financial Officer

Chartered Accountant with 20+ years of capital markets and corporate finance experience across investment, mining, and diversified operating businesses. Known for strategic execution, disciplined financial leadership, and value creation through Juno International's incubator model.



Fraser Laschinger VP Investments

Over 15 years experience in capital markets and the mining sector. Skilled in investment analysis and sector assessments, and strategic leadership; serving as an executive for a number of portfolio companies. Previously worked in equity research for a Canadian investment dealer.



Jeremy Niemi, PGeo Geological Advisor

Professional Geoscientist with 25+ years of experience in mineral discovery and deposit growth across gold, base, and critical metals. Skilled in exploration targeting, resource expansion, and multidisciplinary team leadership, with notable success in advancing major mineral systems including the Eagle's Nest nickel-copper-PGE deposit.

Board of Directors



Ernie Eves, Q.C, LL.D.

Former Premier of Ontario (2002 - 2003) and former Finance Minister (1995-2001), deep government and regulatory expertise.



John McBride, ICD.D

Institute of Corporate Directors Designation, 40+ years experience capital markets & investment management



Eric Klein, ICD.D, CBV, CPA CA

35+ years experience with TSX-listed companies in both investment, exploration and mining industries



Morris Prychidny, CPA, CA

35+ years experience in mining, entertainment and real estate industries as well as capital markets



Maryke Ballard

Vice President of Orion Capital Incorporated, a private investment company in Toronto, Canada, ESG and stakeholder engagement specialist

Proven Track Record

Decades of Repeatable Billion-Dollar Success

Juno International's management team has a **25-year track record** of building mining companies **at scale**.

Company	Role	Acquisition Value	Acquirer
Gold Eagle Mines	Co-Founder	**C$1.5 B**	Goldcorp (2008)
FNX Mining	Co-Founder	**C$3.5 B**	KGHM (2012)
Queenston Mining	Early Investor	**C$550 M**	Agnico Eagle (2012)
Guyana Goldfields	Co-Founder	**C$323 M**	Zijin Mining (2020)
Voyageur Mineral Explorers	Acquired 2019	**C$23M (RTO 2025)**	Evolve Strategic Royalty (Nov 2025) ~100% return anticipated

"Juno International's team has delivered over *$5 billion* in realized shareholder value. Juno Corp. represents the *most significant discovery to date*—and it's just getting started."

Robert Cudney
Founder & CEO, Juno International

Note: Past success does not guarantee future success and each opportunity should be evaluated on its own merits.

Juno International Accelerator Model

A Proven System for Building Value

Repeatable approach to **unlocking value** in undervalued natural resource companies.

Strategic control and patient capital, **engineered for premium exits.**

1 IDENTIFY

- Source undervalued opportunities before the market.
- Deep sector expertise and networks surface assets with hidden potential.

2 ACQUIRE CONTROL

- Take strategic ownership and board representation to drive direction and implement value-creation initiatives.

3 BUILD VALUE

- Deploy capital, expertise, and operational discipline to de-risk and scale alongside management.

4 MONETIZE STRATEGICALLY

- Exit through M&A or RTO at premium valuations. Strategic timing maximizes returns to well-capitalized acquirers.

5 REINVEST

- Recycle capital into the next generation of high-potential assets.
- Disciplined redeployment compounds returns over time.

COMPOUNDING GROWTH

Corporate Structure

JUNO INTERNATIONAL CORPORATION
(TSX-V: JUN.A)

INVESTMENT OPERATIONS

EVOLVE ROYALTIES

ROCKY SHORE GOLD

JUNO CORP
$37.0M
FY2025 Net Inv. Income

BOREAL GOLD INC.

G Mining Ventures

G3 GOLDFIELDS INCORPORATED

GOLDHART

AVIATION SERVICES

TNA

100% TNA Group
$7.8M
(FY2025 Revenue +39%)

WINERY OPERATIONS

THE GRANGE of PRINCE EDWARD

~57% The Grange
$2.1M
(FY2025 Revenue +55%)

DISTILLERY OPERATIONS

~58% Spirit of York
$2.6M
(FY2025 Revenue +8%)

INVESTMENT ENGINE
Aggressive Returns



OPERATING ENGINE
Scaling Operations

Value creation driven by dual engines

Note: Net investment income and operating segment revenue figures on this slide reflect audited results for the year ended December 31, 2025. Refer to Slide 24 (Financial Snapshot) for 9M 2026 figures.

Exploration Portfolio

Five Fully Funded Programs — Five Shots at Discovery

Juno International maintains board or advisory representation at each company. Every program is fully funded for 2026.

Evolve Royalties

CSE: EVR | JUN.A: ~8%

Base & critical metals royalty portfolio. USD$32.5M tin royalty acquisition on producing Uis Mine (Namibia). Cash-flowing.

Royalties on 3 of Canada's premier copper operations

GoldHart Copper

TSX-V: HART | JUN.A: ~5%

Large-scale gold-copper porphyry in Chile's Vicuña District. Adjacent to Lundin-Filo-BHP complex. $18.6M financing.

Drilling NOW in world-class district

Rocky Shore Gold

CSE: RSG | JUN.A: ~17%

100%-owned Gold Anchor Project in Newfoundland. One of the largest land packages in an emerging gold district. $6.1M placement.

Inaugural drill program 2026

Boreal Gold

CSE: BGLD | JUN.A: ~9%

High-grade gold assets near Snow Lake, Manitoba. Drilling planned for 2026 funded by $3M financing.

High-grade gold — drill-ready

G2 → G Mining

TSX: GMIN | JUN.A: <1%

G2 acquired by G Mining Ventures in July 2026 (~$3B); now held as G Mining shares. Validates the Cudney network.

$3B exit — Cudney involvement

Every program is a potential re-rating catalyst — and ***none of it is priced into our NAV.***

Aviation Advantage

Accelerating Exploration Through Wholly-Owned True North Airways

Vertical integration of aviation assets is a **strategic differentiator**—enabling **faster discovery cycles** and **operational control** in one of **Canada's most remote regions**.

"Owning the aircraft has *rapidly accelerated* Juno's exploration programs. What used to take months *now takes weeks*."

Robert Cudney
Founder & CEO, Juno International







100% OWNED

- **FY2025 Revenue: $7.8M (+39%)**
- **9M 2026 Revenue: $7.9M (+42%)**

Fleet & Capabilities

- 8 operational diversified aircraft spanning fixed-wing, rotary, and jet platforms
- Dedicated charter and cargo support for Juno's remote exploration logistics as well as full fledged executive charter business
- Dramatically shortens timelines and reduces third-party costs in challenging terrain
- Launched in South America (El Salvador)

Other Operating Brands









The Grange of Prince Edward Winery

~58% OWNED

A premium estate, award-winning winery located in Prince Edward County, Ontario—one of **Canada's fastest-growing wine regions.**

- **2025 Revenue: $2.1M (+55% YoY) | 9M 2026: $1.5M (+8% YoY)**
- **2025 Gross Margin 23% | 9M 2026: 35% (vs 24% 9M 2025)**
- Positioned for expanded hospitality and retail revenue in 2026+
- LCBO distribution expansion
- High-profile hospitality partnerships with key Ontario venues

Spirit of York Distillery

~57% OWNED

A premium, award-winning, Toronto-based craft distillery producing spirits including vodka, gin, whiskey, and liqueurs.

- **2025 Revenue: $2.6M (+8% YoY) | 9M 2026: $2.0M (+22% YoY)**
- **2025 Gross Margin 22% | 9M 2026: 19% (vs 17% 9M 2025)**
- LCBO distribution, tourism, hospitality partnerships
- Strategic **Live Nation partnership** as official gin brand
- Distribution expansion and brand awareness drive revenue growth

Financial Snapshot

9M 2026 Reported + Audited YE2025 Financial Highlights

Metric	9M 2026[1]	YE 2025[1,2]	YE 2024[1]
Total Assets	**$182.0M**	$156.4M	**$86.8M**
Operating Revenue	**$11.4M (+33%)**	$12.5M	**$9.4M**
Net Income to Shareholders	**($9.3M)**	$20.3M	**$2.3M**
Basic EPS	**($0.38)**	$1.26	**$0.19**
EBITDA	**($8.0M)**	$24.2M	**$3.7M**
Adjusted EBITDA	**($5.1M)**	$3.7M	**($15.0M)**
Book Value NAV/Share (period-end)	**$5.97[3]**	$6.60[3]	**$5.55**
Cash (period-end)	**$4.0M**	$10.9M	**$3.6M**
D/E Ratio	**0.17**	0.18	0.19

Q3 2026 Reported[1,2]	November 25, 2026
Shares Outstanding	**26.8M**
Total Assets	**$182.0M**
Book Value NAV/Share[3]	**$5.97**
TSXV – JUN.A Share Price	**$3.50**
Discount to BV NAV/Share	**~41%**
Juno Corp. Stake/Share	**$4.07**

Q3 momentum: revenue of $5.5M was the highest quarterly revenue in the eight quarters reported; aviation revenue +49% year-over-year.

1 — Amounts in Canadian Dollars; 9M 2026 figures per the September 30, 2026 unaudited condensed interim financial statements and MD&A (filed November 25, 2026); 2026 Adjusted EBITDA also adjusts for loss (gain) on disposal of property and equipment. | 2 — YE2025 figures are audited. Market data as at November 25, 2026 (TSXV closing price); shares outstanding on an accounting basis, net of 236,600 NCIB shares held for cancellation. | 3 — Book Value NAV/share reflects Juno Corp. at C$4.00/share (Oct 2026 financing). Excludes value for exploration upside, resource definition, or district-scale discovery potential.

Value Disconnect

The market hasn't priced it in yet

Current NAV vs. Market Price

Book NAV/Share (Sep 30/26):	**$5.97[2]**
Market Share Price:	**$3.50**
Discount:	**~41%**

Implied Value per JUN.A Share

Juno Corp. stake:	**~$4.07**
Everything else: (Aviation + distillery + winery + cash + other investments)	**< $0**

NAV reflects Juno Corp. at C$4.00 — the price of its October 2026 financing — unchanged at September 30, 2026 —

- **BEFORE** 2026 assay results (pending)
- **BEFORE** any maiden resource estimate
- **BEFORE** benefits of the new roads
- **BEFORE** any future exploration upside

At $3.50, Juno Int'l's ~$94M market cap is below the $109M carrying value of its Juno Corp. stake alone — everything else is implied at less than zero.

1 — All amounts in Canadian Dollars; market price reflects JUN.A close on November 25, 2026. | 2 — Book Value NAV per share as at September 30, 2026 per the filed Q3 2026 unaudited condensed interim financial statements and MD&A (dated November 25, 2026). NAV reflects Juno Corp. at C$4.00/share (Oct 2026 financing) and does not include value for exploration upside, resource definition, or district-scale discovery potential. Aviation fleet, real estate, and select private investments are recorded at cost less depreciation/impairment and may differ from fair value.

The Only Way In

Juno International is the only publicly traded vehicle with direct exposure to Juno Corp.

Private

Juno Corp. is private
No public shares available

~33%

Juno International's ownership of Juno Corp.
(32.8% after Oct 2026 placement)
Founder & largest shareholder

1:1

Juno Int'l holds ~1 Juno Corp. share for every Juno Int'l share outstanding

~C$109M

Implied value of Juno Corp. stake (~33% × C$333M)
That exceeds Juno Int'l's entire market cap of ~C$94M

The *premier public* entry point to *Ontario's Ring of Fire* — at a *discount* to its own book value.

Capital Structure

As of November 25, 2026 (share data per the filed Q3 2026 MD&A)

Category	Amount	Details
Class A Shares	26,769,760	Restricted voting
Class B Shares	35,411	Multiple voting
Total Basic	**26,805,171**	
Options	1,000,000	@ $4.30 (exp May 2029)
Warrants ($5.00)	2,324,150	Exp. 2029
Warrants ($7.50)	2,727,272	Exp. 2028
Warrants ($5.50)	120,000	Exp. 2028
Fully Diluted	**32,976,593**	

Key Metrics[1,2]	
Market Cap	**$94M**
Share Price	**$3.50**
Book NAV/Share	**$5.97[2]**
Discount to Book NAV/Share	**~41%**
Juno Stake Value	**$109M**
NCIB Active *(repurchased)*	**236,600**
Accessible Liquidity	**~$35M**

Ownership Breakdown

Tightly Held: 86%

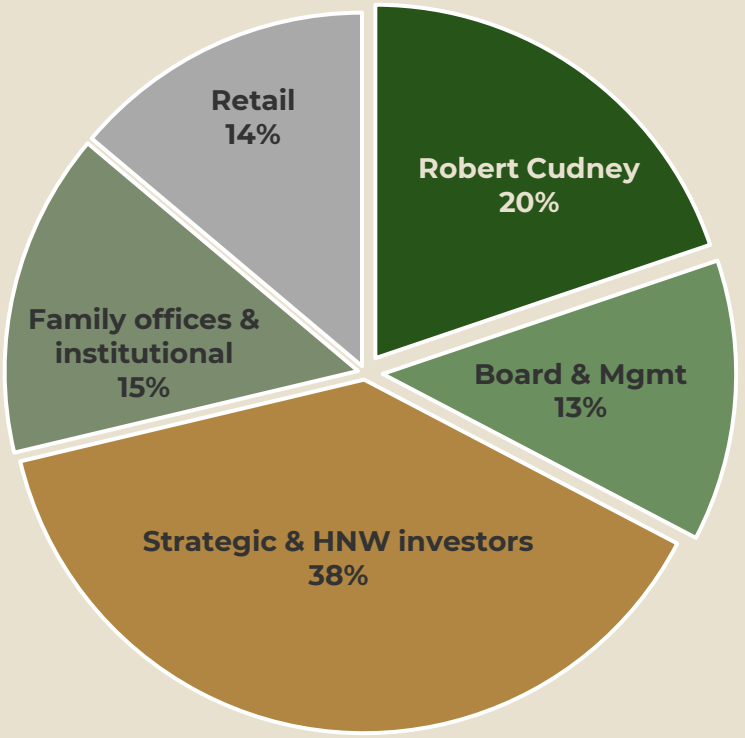

1 — Amounts in Canadian Dollars. As of November 25, 2026; share data per the Q3 2026 MD&A dated November 25, 2026 (Class A shares net of 236,600 NCIB shares held for cancellation). | 2 — Book NAV/share as at September 30, 2026 per the Q3 2026 interim financial statements; reflects Juno Corp. at its most recent private financing price (C$4.00/share). NAV does not incorporate any value for exploration upside, resource definition, or district-scale discovery potential. | 3 — Accessible liquidity is a non-IFRS measure (approximately $35 million at September 30, 2026); NCIB repurchases to the Nov 25, 2026 MD&A date. See Q3 2026 MD&A Sections 8 and 12.

Why Invest

Juno International – The Premier Public Gateway to the Ring of Fire

The strategy is clear – leverage new capital to *strengthen control, accelerate discovery*, and position for *maximizing shareholder value*.

Juno International intends to *maintain and, as capital allows, increase its Juno Corp. stake, fund aggressive exploration programs*, and position remaining portfolio assets for *strategic value realization*.

1 Proven Team

$5B+ in realized shareholder value. Discovery-to-exit track record spanning four decades.

2 Dominant Exposure to ROF

Over 50% of Ontario's Ring of Fire claim area through Juno Corp. Two district-scale discoveries: gold and critical minerals.

3 Valuation Disconnect

Trading at a ~41% discount to a Book NAV that ascribes no value to pending 2026 assays, any maiden resource estimate, or future exploration success.

4 Multiple Catalysts

Drill results, resource estimates, infrastructure — supported by the strongest commodity cycle in a decade.

5 Only Public Access

Juno is private. Juno International is the only publicly traded way in.

We believe we are positioned for *generational value creation* through Canada's most significant precious metals and critical minerals discoveries in *Ontario's Ring of Fire*.

JUNO
INTERNATIONAL
CORPORATION

Contact

Michael G. Leskovec, CPA, CA
Chief Financial Officer
mike@junointernational.com
+1 416-908-6431

TSXV : **JUN.A**

To download presentation, please go to
JunoInternational.com

The Premier Public Gateway to *Ontario's Ring of Fire*

APPENDIX A – Juno Corp. Drilling Highlights: North Edge & Pluto

	Hole	From	To	Length	Au g/t (PA)	Au g/t (FA)	Au g/t (Screen)
SUMMER	NDG-24-001	113.00	116.00	3.00		0.17	
	NDG-24-001	134.00	134.70	0.70		0.12	
	NDG-24-002	14.25	16.75	2.50		0.13	
	NDG-24-002	19.47	21.74	2.27		25.93	
	including	19.47	20.27	0.80		72.90	
	NDG-24-002	132.00	132.87	0.87		0.76	
FALL	NDG-24-003	34.71	36.12	1.41	0.07	0.10	
	NDG-24-003	93.20	95.25	2.05	1.23	1.71	
	NDG-24-004	103.00	103.60	0.60	0.16	0.15	
	NDG-24-004	183.00	187.19	4.19	0.38	0.25	
	NDG-24-005	72.50	74.00	1.50	0.28		
	NDG-24-005	125.20	126.15	0.95	0.29		
	NDG-24-005	207.00	208.07	1.07	0.05	0.10	
	NDG-24-006	29.00	30.50	1.50	0.10		
	NDG-24-006	108.50	109.50	1.00	0.19	0.13	
	NDG-24-007	70.35	71.30	0.95	0.91	0.66	
	NDG-24-007	106.00	107.00	1.00	0.10	0.09	
	NDG-24-007	127.00	128.50	1.50	0.10	0.04	
	NDG-24-007	131.50	133.00	1.50	0.14	0.02	
	NDG-24-007	144.00	145.50	1.50	0.24	0.50	
	NDG-24-008	54.30	55.65	1.35	0.48	0.19	
	NDG-24-008	123.50	124.40	0.90	0.15	0.17	
	NDG-24-008	159.50	161.00	1.50	0.17	0.15	
	NDG-24-008	200.40	201.60	1.20	0.13	0.09	
	NDG-24-008	215.30	226.00	10.70	0.46	0.32	
	including	222.00	223.00	1.00	3.53	1.93	
	NDG-24-008	235.40	237.00	1.60	0.10	0.07	
	NDG-24-009	41.50	42.90	1.40	0.19	0.09	
	NDG-24-009	78.95	80.00	1.05	0.10	0.08	
	NDG-24-010	36.00	37.50	1.50		0.13	
	NDG-24-010	100.00	101.50	1.50		0.34	
	NDG-24-010	119.50	121.00	1.50		0.31	

QA/QC Drill core was logged and sampled at Juno's Oval Lake Camp in the Ring of Fire. Blanks and Certified Reference Materials were inserted into the sample stream at appropriate intervals according to CIM Best Practices. Sampled core was split and sent to one of three ALS Canada Ltd. Preparatory Labs: ALS Sudbury, ALS Timmins, and ALS Thunder Bay. Core samples were crushed, pulverized, and split before being sent for assay determination. Samples were sent to ALS Vancouver for Au grade determination via (Code PGM-ICP23) fire assay (30g sample analyzed by ICP-AES). Samples above 10 g/t Au were further analyzed via (Code Au-GRA21) a gravity finish at ALS Vancouver. Select samples were sent to ALS Thunder Bay for analysis via (Code Au-PA01) Photon Assay on 500g samples as check assays. Select samples in intervals with noted Visible Gold were sent for Metallic Screens (Code Au-SCR21) consisting of a 100 micron screen on 1kg pulp with AAS finish, completed at ALS Vancouver.

CONT.	Hole	From	To	Length	Au g/t (PA)	Au g/t (FA)	Au g/t (Screen)
SUMMER	PLU-24-001	39.00	40.00	1.00		0.11	
	PLU-24-001	48.00	49.00	1.00		0.17	
	PLU-24-001	83.00	84.00	1.00		0.10	
	PLU-24-001	104.00	107.75	3.75	73.72	30.78	78.88
	including	104.90	105.50	0.60	350.00	145.00	370.00
	including	106.90	107.75	0.85	0.02	0.68	3.15
	PLU-24-001	175.00	176.50	1.50		0.18	
	PLU-24-002	77.50	79.20	1.70		0.11	
	PLU-24-002	81.00	83.00	2.00		0.17	
	PLU-24-002	88.50	90.00	1.50		0.72	
	PLU-24-002	218.50	221.00	2.50		2.03	1.16
	including	218.50	219.00	0.50		5.02	
	PLU-24-003	115.24	116.00	0.76		0.15	
	PLU-24-003	127.70	128.00	0.30		0.50	
	PLU-24-003	157.81	159.45	1.64		0.19	
	PLU-24-003	161.00	162.60	1.60	3.89	6.19	
	PLU-24-003	172.52	173.25	0.73		0.68	
	PLU-24-003	238.00	239.00	1.00		0.38	
	PLU-24-004	139.12	141.00	1.88		10.22	5.23
	including	139.12	140.00	0.88	14.34	21.60	11.10
	PLU-24-004	152.00	154.00	2.00		0.76	0.64
	including	152.00	153.17	1.17	0.93	1.26	0.96
FALL	PLU-24-005	49.00	50.00	1.00	0.17	0.07	
	PLU-24-005	79.00	90.00	11.00	0.52	0.71	
	PLU-24-005	260.00	261.00	1.00	0.32	0.39	
	PLU-24-005	325.53	326.00	0.47	1.22	0.71	
	PLU-24-005	369.50	382.00	12.50	0.13	0.09	
	including	369.50	374.50	5.00	0.19	0.13	
	including	380.50	382.00	1.50	0.26	0.27	
	PLU-24-006	98.00	104.00	6.00	0.36	0.29	
	PLU-24-006	110.00	113.00	3.00	0.27	0.21	
	PLU-24-006	222.50	224.00	1.50	0.11	0.01	
	PLU-24-006	317.00	330.50	13.50	0.38	0.37	
	including	317.00	321.00	4.00	1.13	0.96	
	PLU-24-006	344.00	345.00	1.00	0.19	0.56	
	PLU-24-006	353.00	354.00	1.00	0.31	0.09	
	PLU-24-006	383.00	384.00	1.00	0.47	0.40	
	PLU-24-006	388.22	389.23	1.01	0.63	0.73	
	PLU-24-006	396.50	398.00	1.50	0.46	0.37	
	PLU-24-006	447.00	448.00	1.00	0.05	0.12	
	PLU-24-006	465.50	467.00	1.50	0.17	0.12	

CONT.	Hole	From	To	Length	Au g/t (PA)	Au g/t (FA)	Au g/t (Screen)
FALL cont.	PLU-24-007	74.00	75.00	1.00	0.19	0.17	
	PLU-24-007	75.98	77.50	1.52	0.17	0.10	
	PLU-24-007	180.21	182.97	2.76	0.35	0.07	
	PLU-24-007	198.00	199.00	1.00	0.10	0.08	
	PLU-24-007	201.50	212.00	10.50	0.13	0.23	
	including	210.50	212.00	1.50	0.31	0.97	
	PLU-24-007	234.50	236.00	1.50	0.12	0.10	
	PLU-24-007	249.50	251.00	1.50	0.13	0.13	
	PLU-24-007	263.00	264.50	1.50	0.14	0.24	
	PLU-24-007	270.50	273.50	3.00	0.15	0.04	
	PLU-24-007	297.00	313.00	16.00	2.72	3.97	
	including	297.00	301.00	4.00	10.73	15.78	
	including	297.00	298.00	1.00	42.02	61.20	
	PLU-24-007	327.50	329.00	1.50	0.90	0.71	
	PLU-24-007	336.50	338.00	1.50	0.26	0.25	
	PLU-24-007	345.50	347.00	1.50	0.07	0.11	
	PLU-24-007	371.00	372.50	1.50	0.02	0.14	
	PLU-24-007	480.50	482.00	1.50	0.14	0.12	
	PLU-24-008	73.50	75.00	1.50	0.06	1.40	
	PLU-24-008	76.50	78.00	1.50	0.16	0.03	
	PLU-24-008	95.50	97.00	1.50	0.29	0.45	
	PLU-24-008	235.50	237.00	1.50	0.35	0.23	
	PLU-24-008	244.50	249.00	4.50	0.30	0.25	
	PLU-24-008	402.50	404.00	1.50	0.29	0.21	
	PLU-24-009	248	251.88	3.88	0.28	0.33	
	including	249	249.70	0.70	0.85	0.86	
	PLU-24-009	254.50	256.00	1.50	0.11	0.14	
	PLU-24-010	124.00	125.50	1.50		0.39	
	PLU-24-010	196.50	199.50	3.00		0.43	
	PLU-24-011	176.00	177.50	1.50		0.16	
	PLU-24-011	179.00	180.50	1.50		0.23	
	PLU-24-011	216.50	218.00	1.50		0.12	
	PLU-24-011	228.55	230.00	1.45		0.23	
	PLU-24-011	231.50	236.00	4.50		0.74	
	PLU-24-011	257.00	258.50	1.50		0.14	
	PLU-24-011	261.50	263.00	1.50		0.13	
	Gap						
	PLU-24-015	150.00	151.50	1.50		0.15	
	Gap						
	PLU-24-016	116.00	117.50	1.50		0.89	

APPENDIX A – Juno Corp. Drilling Highlights: North Edge & Pluto

Hole	From	To	Length	Au g/t
NDG-24-001	113.00	116.00	3.00	0.17
NDG-24-002	14.25	16.75	2.50	0.13
NDG-24-002	**19.47**	**21.74**	**2.27**	**25.9**
including	**19.47**	**20.27**	**0.80**	**72.9**
NDG-24-002	132.00	132.87	0.87	0.76
NDG-24-003	**93.20**	**95.25**	**2.05**	**1.71**
NDG-24-004	183.00	187.19	4.19	0.25
NDG-24-005	72.50	74.00	1.50	1.07
NDG-24-005	125.20	126.15	0.95	0.18
NDG-24-006	anomalous gold results			
NDG-24-007	70.35	71.30	0.95	0.66
NDG-24-007	144.00	145.50	1.50	0.50
NDG-24-008	**215.30**	**226.00**	**10.70**	**0.32**
including	**222.00**	**223.00**	**1.00**	**1.93**
NDG-24-009	anomalous gold results			
NDG-24-010	100.00	101.50	1.50	0.34
NDG-24-010	119.50	121.00	1.50	0.31
PLU-24-001	**104.00**	**107.75**	**3.75**	**78.9** *1
including	**104.90**	**105.50**	**0.60**	**370** *1
including	106.90	107.75	0.85	3.15 *1
PLU-24-002	88.50	90.00	1.50	0.72
PLU-24-002	**218.50**	**221.00**	**2.50**	**1.16**[*1]
including	**218.50**	**219.00**	**0.50**	**5.02**[*1]
PLU-24-003	127.70	128.00	0.30	0.50
PLU-24-003	**161.00**	**162.60**	**1.60**	**6.19**
PLU-24-003	172.52	173.25	0.73	0.68
PLU-24-003	238.00	239.00	1.00	0.38
PLU-24-004	**139.12**	**141.00**	**1.88**	**5.23**[*1]
including	**139.12**	**140.00**	**0.88**	**11.1**[*1]
PLU-24-004	152.00	154.00	2.00	0.64[*1]
including	152.00	153.17	1.17	0.96[*1]

Hole	From	To	Length	Au g/t
PLU-24-005	**79.00**	**90.00**	**11.00**	**0.71**
PLU-24-005	260.00	261.00	1.00	0.39
PLU-24-005	325.53	326.00	0.47	0.71
PLU-24-005	380.50	382.00	1.50	0.27
PLU-24-006	98.00	104.00	6.00	0.29
PLU-24-006	110.00	113.00	3.00	0.21
PLU-24-006	317.00	330.50	13.50	0.37
including	317.00	321.00	4.00	0.96
PLU-24-006	344.00	345.00	1.00	0.56
PLU-24-006	383.00	384.00	1.00	0.40
PLU-24-006	388.22	389.23	1.01	0.73
PLU-24-006	396.50	398.00	1.50	0.37
PLU-24-007	201.50	212.00	10.50	0.23
including	210.50	212.00	1.50	0.97
PLU-24-007	**297.00**	**313.00**	**16.00**	**3.97**
including	**297.00**	**301.00**	**4.00**	**15.8**
including	**297.00**	**298.00**	**1.00**	**61.2**
PLU-24-007	327.50	329.00	1.50	0.71
PLU-24-007	336.50	338.00	1.50	0.25
PLU-24-008	73.50	75.00	1.50	1.40
PLU-24-008	95.50	97.00	1.50	0.45
PLU-24-008	235.50	237.00	1.50	0.23
PLU-24-008	244.50	249.00	4.50	0.25
PLU-24-008	402.50	404.00	1.50	0.21
PLU-24-009	248.00	251.88	3.88	0.33
including	249.00	249.70	0.70	0.86
PLU-24-010	124.00	125.50	1.50	0.39
PLU-24-010	196.50	199.50	3.00	0.43
PLU-24-011	179.00	180.50	1.50	0.23
PLU-24-011	228.55	237.50	8.95	0.43
including	231.50	236.00	4.50	0.74
PLU-24-012	18.33	19.50	1.17	0.18
PLU-24-012	31.50	32.50	1.00	0.28
PLU-24-012	189.00	192.00	3.00	0.33
PLU-24-012	220.00	223.50	3.50	0.19
PLU-24-013	297.00	303.50	6.50	1.87
including	297.00	299.00	2.00	5.14
PLU-24-014	78.00	82.50	4.50	0.18
PLU-24-015	anomalous gold results			
PLU-24-016	116.00	117.50	1.50	0.89

Hole	Easting	Northing	Elevation	Azimuth	Dip	Length
NDG-24-001	538351	5904725	155	180	-65	248
NDG-24-002	538420	5904667	155	0	-70	251
NDG-24-003	538400	5904640	155	45	-65	252
NDG-24-004	538332	5904627	155	45	-55	252
NDG-24-005	538332	5904627	155	315	-55	252
NDG-24-006	538440	5904895	155	359.77	-55.01	255
NDG-24-007	539015	5904590	155	334.94	-54.98	252
NDG-24-008	543880	5903710	155	334.77	-55.11	252
NDG-24-009	543550	5904020	155	45	-55	252
NDG-24-010	543455	5903995	155	325	-55	252
PLU-24-001	526659	5906774	155	250	-80	225
PLU-24-002	526659	5906774	155	250	-70	249.39
PLU-24-003	526620	5906695	155	15	-55	249
PLU-24-004	526505	5906990	155	285	-55	251
PLU-24-005	526470	5906630	155	49.9	-50	413
PLU-24-006	526470	5906630	155	50.1	-70.1	473
PLU-24-007	525950	5907265	155	39.56	-45.25	500
PLU-24-008	526795	5906381	155	40.3	-50.26	461
PLU-24-009	525390	5906580	155	350	-60	491
PLU-24-010	525980	5906680	155	10	-55	252
PLU-24-011	525390	5906580	155	350	-45	476
PLU-24-012	526740	5906486	155	50	-55	252
PLU-24-013	525390	5906580	155	350	-75	416
PLU-24-013a	525390	5906580	155	350	-75	20
PLU-24-014	526981	5906242	150	30	-55	252
PLU-24-014a	526981	5906242	150	30	-55	54
PLU-24-015	529165	5905805	155	20	-45	347
PLU-24-016	526181	5907288	155	55	-60	150